




AS



ASHW (with hand wheel)

The AS actuators are made according to the Scotch Yoke principle, which is characteristic for its high torque when required - at the beginning and end of each operation. This increases safety and reduces the energy consumption.

Characteristics

- Increased torque where required. The Scotch Yoke actuator gives approx. 50% higher starting and closing torque (0°) compared to the rack and pinion actuator.
- Compact measures. Approx. 30% smaller than rack and pinion actuators.
- Low air consumption. Approx. 30% less than rack and pinion actuators.
- Low maintenance, long life.
- Good regulating features. No play in force transmission and low friction because the transmission passes over bearings.
- Favourable force transmission, gives favourable action in the regulation area. This provides lower turning speed when approaching the end positions.
- The actuators have low weight and small external dimensions for their torque output.

Quality

The actuators are made under strict quality control and comply with all international standard requirements.

The AS actuators are CE-marked according to PED and ATEX. Simple, robust design and easy assembly according to ISO 5211.

Recommended actuators for G2FM-T/G3FM-T valves		
Valve	Actuator	
	DP 5 bar	Max. DP
DN 200	AS125	AS140
DN 250	AS125	AS160
DN 300	AS140	AS160
DN 350	AS160	AS160
DN 400	AS160	AS210
DN 450	AS210	AS210
DN 500	AS210	-
DN 600	-	-

DP - Differential Pressure at valve

Sizing at 5 bar control air.

Other relevant data sheets for AS actuators:

- 2-way valves G2FM-T 2.5.05.01
- 3-way valves G3FM-T 2.6.02, 2.6.03
- Positioners 6.6.01, 6.6.02
- Filter regulators 6.8.01
- Controller ER2000 4.6.01
- Sensor PT100 4.7.01
- Pneumatic controller S80 6.7.01

Mounting

For mounting and starting up, the instructions delivered with the actuator must be followed carefully.

Technical Data

Materials:

- Body aluminium, anodized
 - Piston aluminium alloy
 - End Caps aluminium, anodized
 - Shaft steel, AISI 304 (A2)
 - O-rings NBR (rubber)
 - Springs Pre-compressed Cartridges, epoxy painted
- Actuat. flange ISO 5211
- Air supply Dry or lubricated filtered compressed air, non aggressive gases
- Temperature -20 °C to +80 °C
- Feeding pressure 3-7 bar continuous
- Rotation range 90° ± 5°
- Hand wheel (option) Hand wheel (HW) integrated in the end cap of the actuator is optional.

Subject to changes without notice.

Pneumatic actuators type AS and ASHW

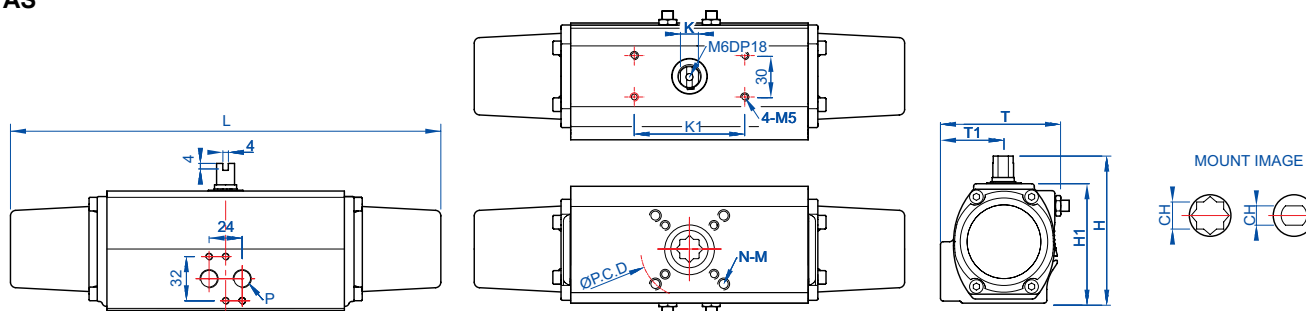
Single acting. For valves type G2FM-T and G3FM-T

6.5.14-A

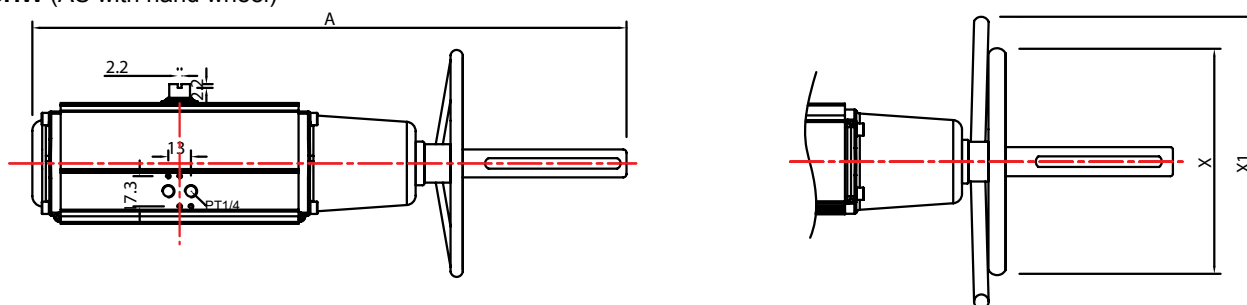
GB-2

Dimension sketch (mm)

AS



ASHW (AS with hand wheel)



Type	K1	ISO	P.C.D(Ø)	N-G	K	L	A*	X* / X1*	T	T1	H	H1	CH	DTH	Weight kg
AS100	80	F07/F10	70/102	4-M8/M10	22	500	763	200/332	129	61.5	148	128	22*22	26	10.6
AS125	80	F07/F10	70/102	4-M8/M10	22	606	869	200/332	151	71.5	174	154	22*22	26	17.9
AS140	80	F10/F12	102/125	4-M10/M12	24	682	945	300/440	164	77	192	172	27*27	30	25.2
													22*22	26	
AS160	80	F14	140	4-M16	32	781	1085	300/440	188	89	216	196	36*36	30	36.8
		F10/F12	102/125	4-M10/M12									27*27		
AS210	130	F16	165	4-M20	36	982	1325	300/584	231	115	284	254	46*46	60	76.9

* HW option

Subject to changes without notice.